

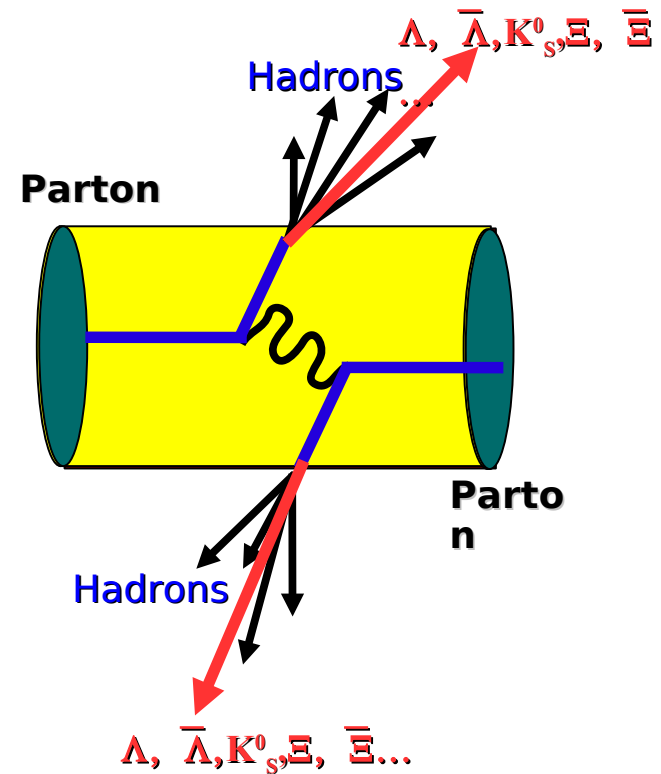
# System size dependence of di-hadron correlations with identified strange particles in STAR at RHIC

Christine Nattrass  
Yale University  
STAR Collaboration



# Outline

- Motivation
  - Interesting phenomena at intermediate  $p_T$
  - Baryon/meson differences
- Method
- Comparisons of systems and energy
- Comparisons of unidentified to strange
- Conclusions

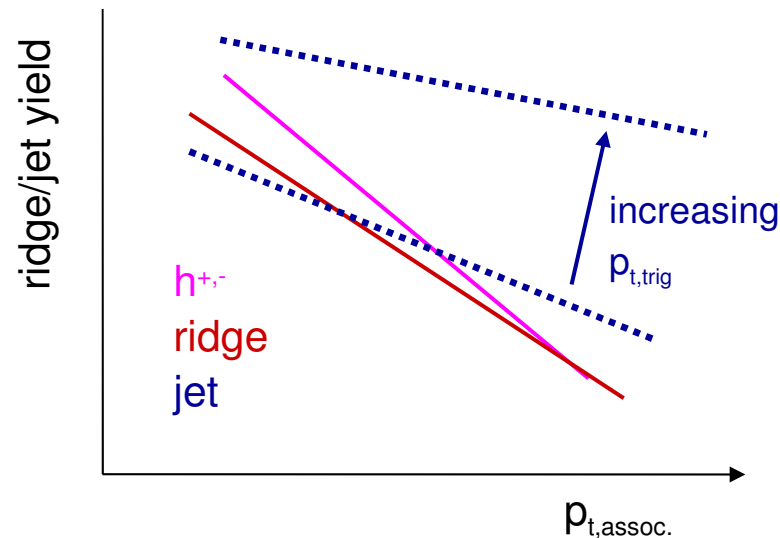
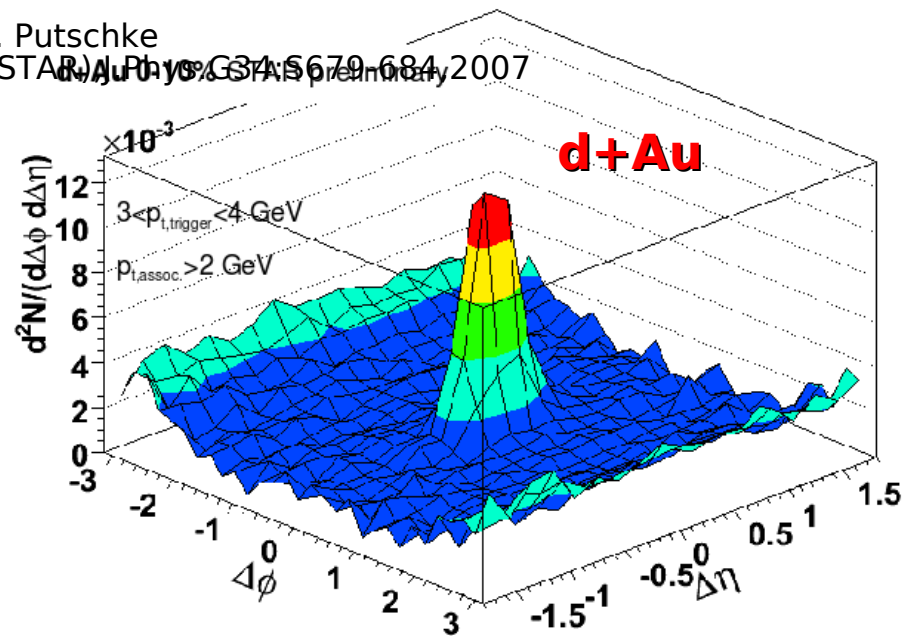


System	Energy	Number of events
Au+Au	200	24M central
Cu+Cu	200	34M
Au+Au	62	16M
Cu+Cu	62	24M

# Motivation – *Jet and Ridge*

J. Putschke

(STAR) Au+Au Phys. Lett. B 664 (2007)



- Long-range pseudorapidity ( $\Delta\eta$ ) correlations observed by STAR in Au+Au at intermediate  $p_T$
- Near side jet peak sits on plateau (*Ridge*)
- Significant contribution to the near-side yield in central Au+Au
- *Jet* harder than *Ridge*; *Ridge* closer to bulk



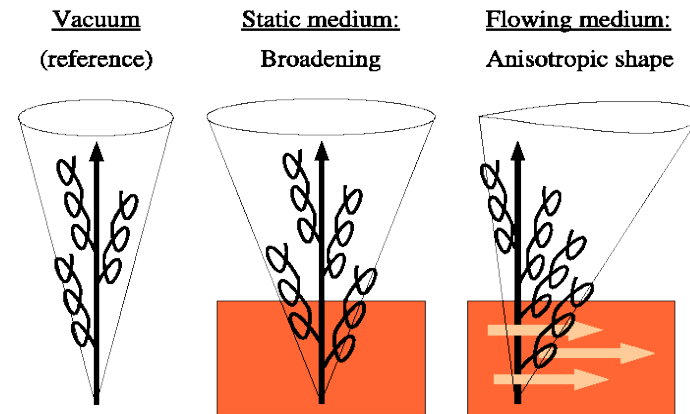
# Ridge production mechanisms

## • Radiated gluons, broadened by

Longitudinal flow, Armesto et al, PRL 93 (2004)

QCD magnetic fields, Majumder et al, Phys.Rev.Lett.99:042301,2007

Anisotropic plasma, P. Romatschke, PRC,75014901 (2007)



Armesto et al, PRL 93 (2004)

## • Momentum-kick model

C.-Y. Wong, Phys.Rev.C76:054908,2007

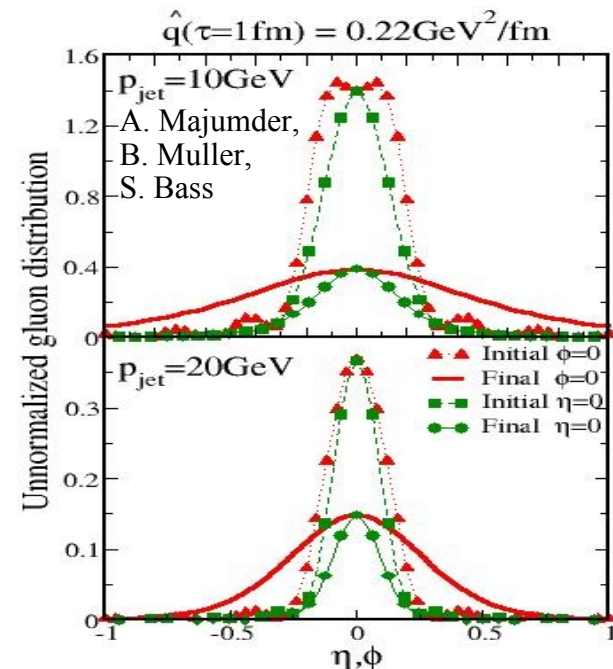
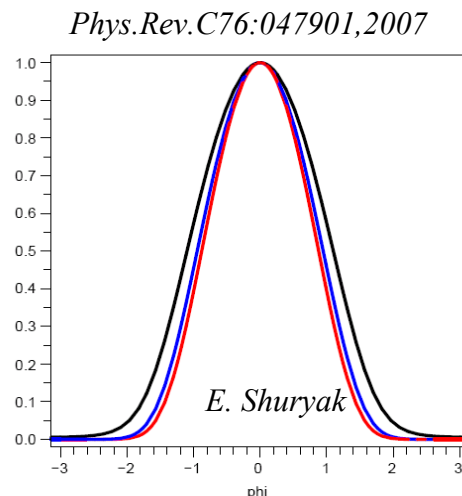
## • Medium heating + recombination

Chiu & Hwa, PRC72, 034903

## • Radial flow + trigger bias

S. Voloshin, nucl-th/0312065, Nucl. Phys. A749, 287

E. Shuryak, Phys.Rev.C76:047901,2007



Phys.Rev.Lett.99:042301,2007



# Method: Yield extraction

- *Ridge* previously observed to be independent of  $\Delta\eta$  in Au+Au
- Yield = number of associated particles/trigger particle
- To determine relative contributions, find yields for near-side, take  $\Delta\Phi$  projections in

- $-0.75 < \Delta\eta < 0.75$  *Jet + Ridge*

- $0.75 < |\Delta\eta| < 1.75$  *Ridge*

- $Jet = (Jet+Ridge) - Ridge * .75/1.0$

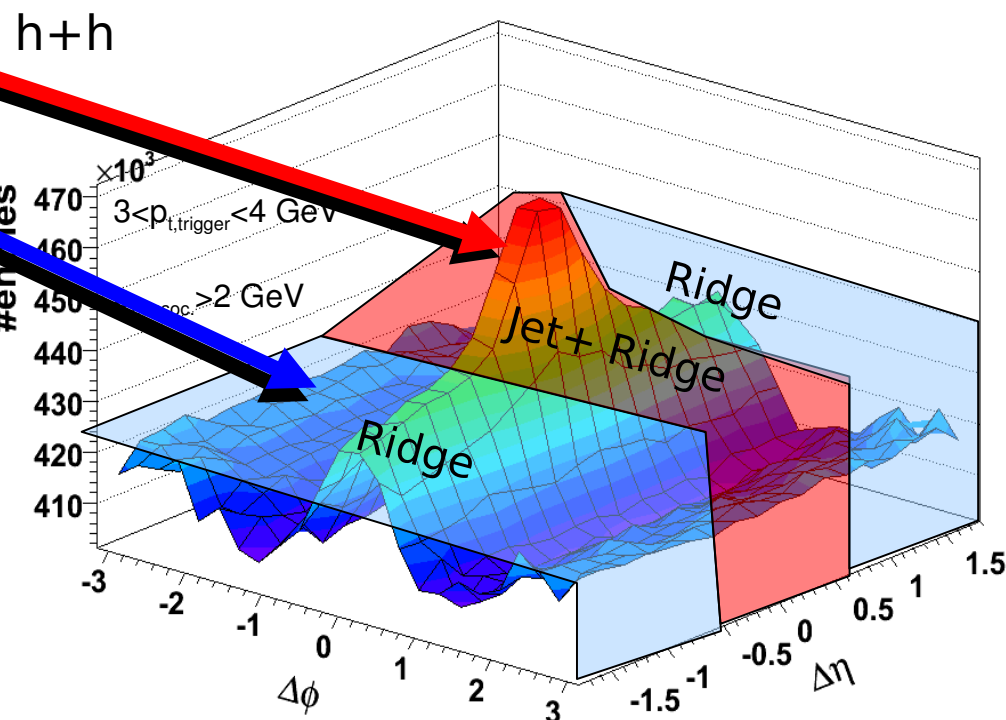
- $Ridge = \text{yield from } -1.75 < \Delta\eta < 1.75 - Jet \text{ yield}$

- Flow contributions to jet cancel

- $v_2$  independent of  $\eta$  for  $|\eta| < 1$

- Phys. Rev. C72, 051901(R) (2005), Phys. Rev. Lett. 94, 122303 (2005)

Au+Au 0-10% STAR preliminary

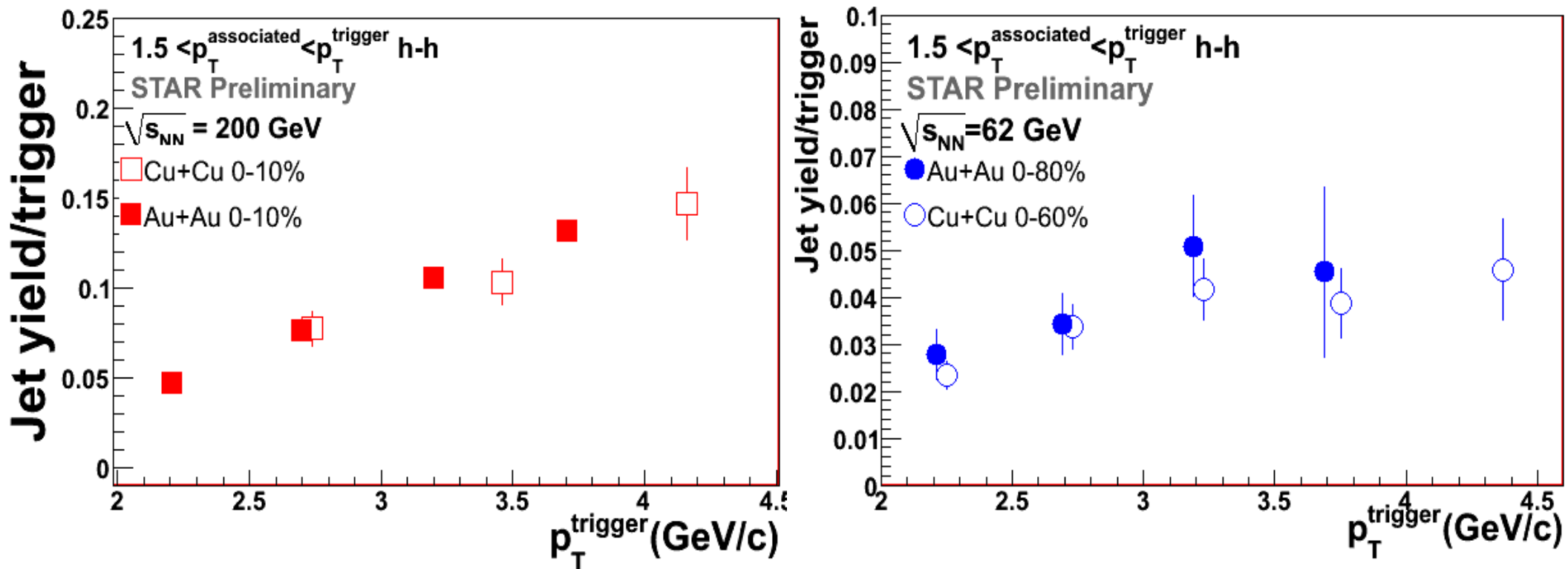


J. Putschke (STAR),  
J.Phys.G34:S679-684,2007



# Unidentified particle correlations

# Jet yield vs $p_T^{\text{trigger}}$



- Jet yield rises with  $p_T^{\text{trigger}}$  in h-h
  - Central Au+Au and Cu+Cu jet yields comparable
- **Similar trend for  $\sqrt{s_{\text{NN}}} = 62 \text{ GeV}$**

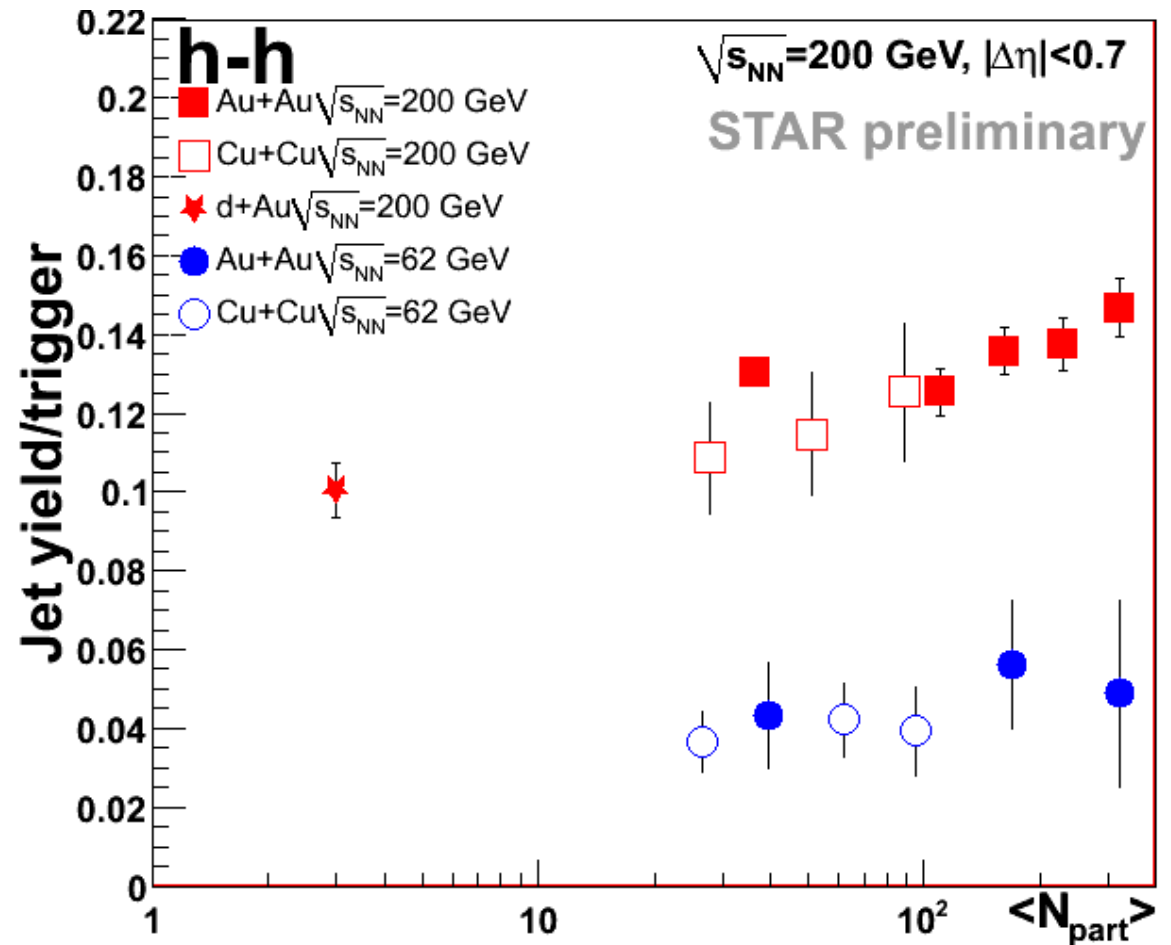
d+Au, Au+Au  $\sqrt{s_{\text{NN}}} = 200 \text{ GeV}$  from J. Bielcikova (STAR), J.Phys.G34:S929-930,2007  
 Cu+Cu  $\sqrt{s_{\text{NN}}} = 200 \text{ GeV}$  from C. Nattrass (STAR), SQM2007  
 Data points at same  $p_T^{\text{trigger}}$  offset for visibility



# Near-side Yield vs $N_{part}$

$3.0 \text{ GeV}/c < p_T^{\text{trigger}} < 6.0 \text{ GeV}/c; 1.5 \text{ GeV}/c < p_T^{\text{associated}} < p_T^{\text{trigger}}$

- *Jet yield*
  - $\sqrt{s_{NN}} = 200 \text{ GeV}$ :
    - Nearly independent of  $N_{part}$
  - $\sqrt{s_{NN}} = 62 \text{ GeV}$ 
    - Also nearly independent of  $N_{part}$
    - Yield/trigger smaller



# p<sub>T</sub>-distribution of associated particles

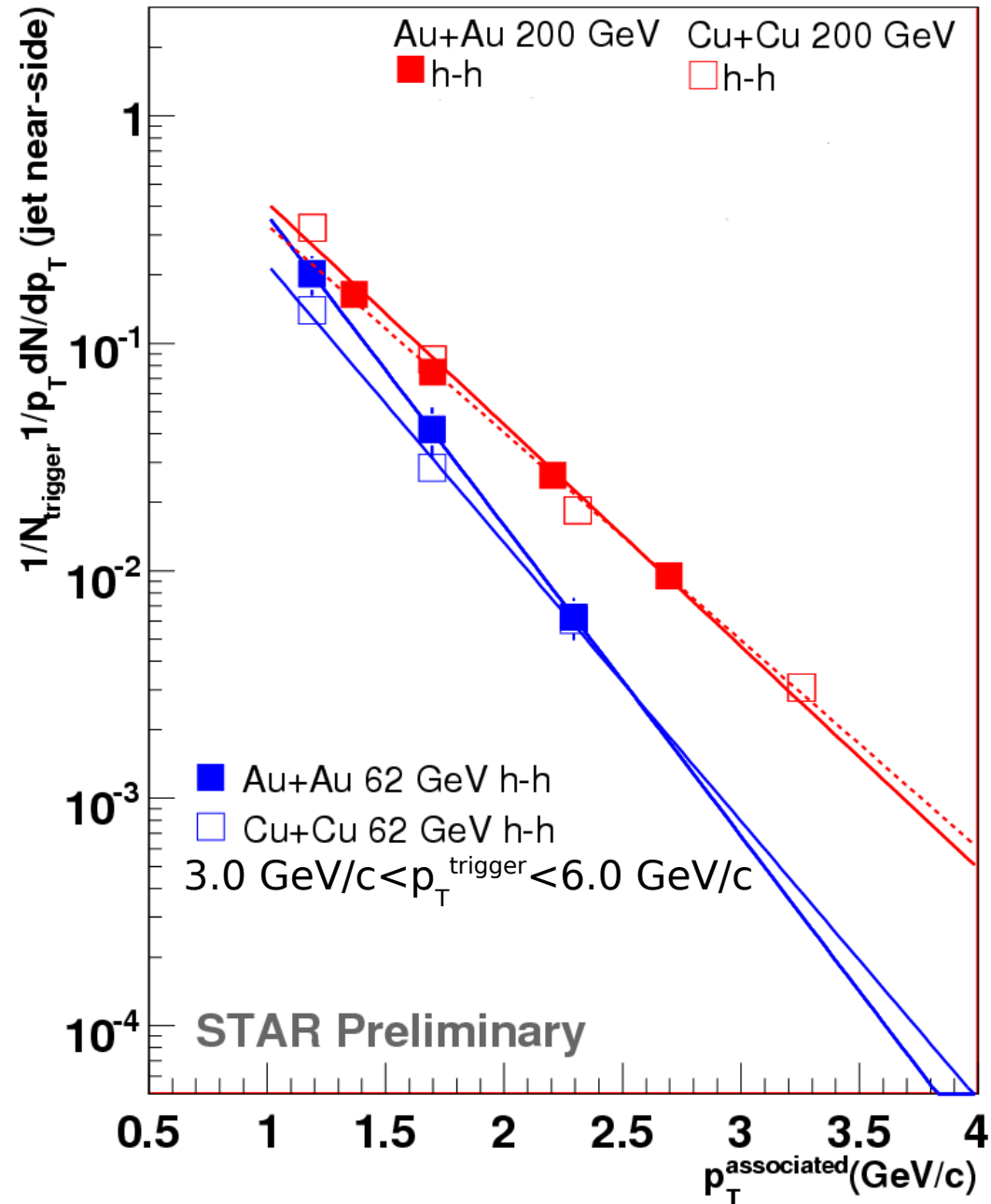
200 GeV

- Jet spectra similar in Cu+Cu, Au+Au

62 GeV

- Au+Au and Cu+Cu Jet similar
  - Softer than 200 GeV

System	Energy	T(Jet) MeV
Au+Au	200 GeV	478 ± 4
Cu+Cu	200 GeV	445 ± 20
Au+Au	62 GeV	317 ± 26
Cu+Cu	62 GeV	355 ± 21



$\sqrt{s_{\text{NN}}} = 200 \text{ GeV}$  Au+Au 0-10% Cu+Cu: 0-54%  
 $\sqrt{s_{\text{NN}}} = 62 \text{ GeV}$  Au+Au 0-80% Cu+Cu: 0-60%

J. Bielcikova (STAR),  
 J.Phys.G34:S929-930,2007  
 Natrass (STAR), SQM2007

Fits assuming  $1/p_T dN/dp_T = A p_T \exp(-p_T/T)$



# Near-side Yield vs $N_{part}$

$3.0 \text{ GeV}/c < p_T^{\text{trigger}} < 6.0 \text{ GeV}/c; 1.5 \text{ GeV}/c < p_T^{\text{associated}} < p_T^{\text{trigger}}$

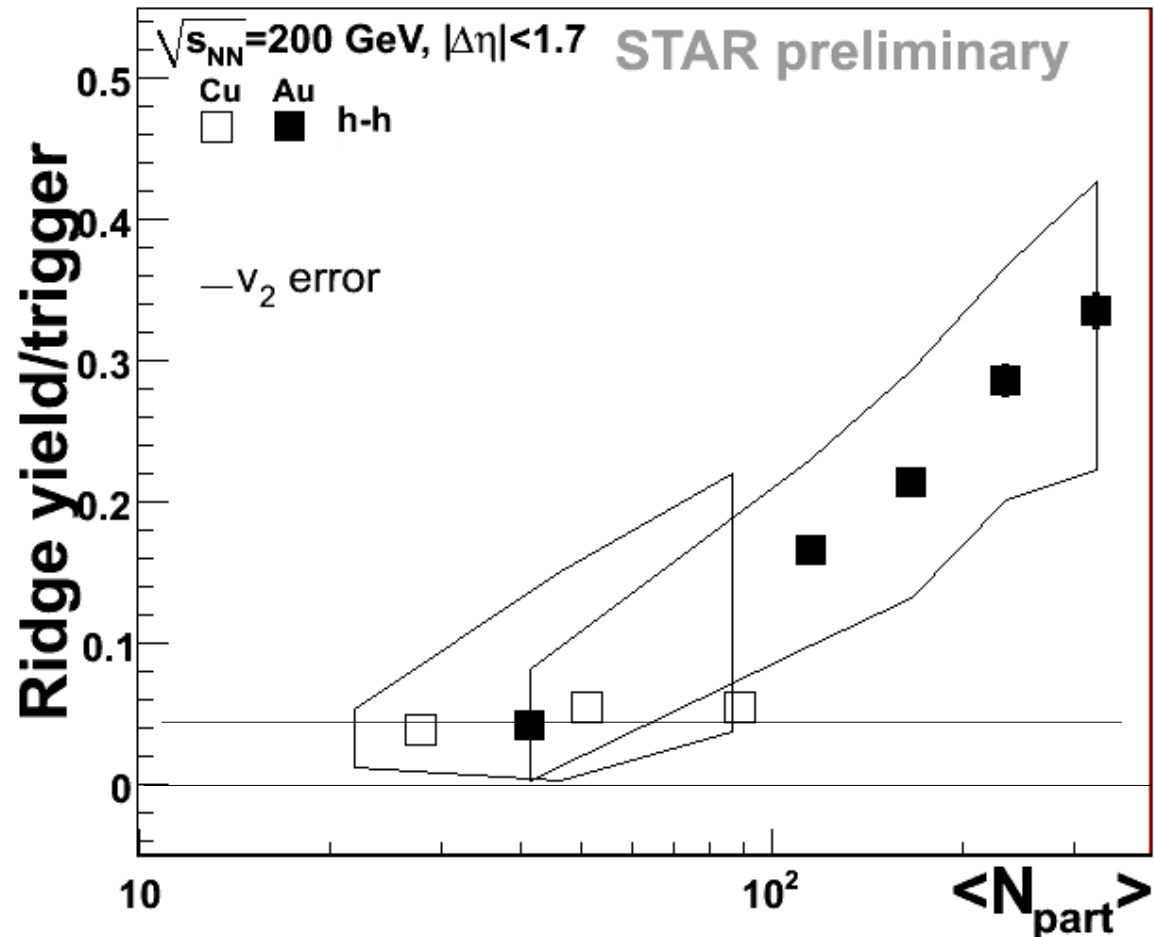
- *Ridge yield*

- 200 GeV

- No *Ridge* in d+Au
- Increases with  $N_{part}$
- Cu+Cu consistent with Au+Au

- 62 GeV

- Also increases with  $N_{part}$  in  $\sqrt{s_{NN}} = 62$  GeV
- yield/trigger smaller



Jet yields: 10% error added h triggers to account for track merging  
 d+Au, Au+Au  $\sqrt{s_{NN}} = 200 \text{ GeV}$  from J. Bielcikova (STAR),  
 J.Phys.G34:S929-930,2007  
 Cu+Cu  $\sqrt{s_{NN}} = 200 \text{ GeV}$  from C. Nattrass (STAR), SOM2007



# Near-side Yield vs $N_{part}$

$3.0 \text{ GeV}/c < p_T^{\text{trigger}} < 6.0 \text{ GeV}/c; 1.5 \text{ GeV}/c < p_T^{\text{associated}} < p_T^{\text{trigger}}$

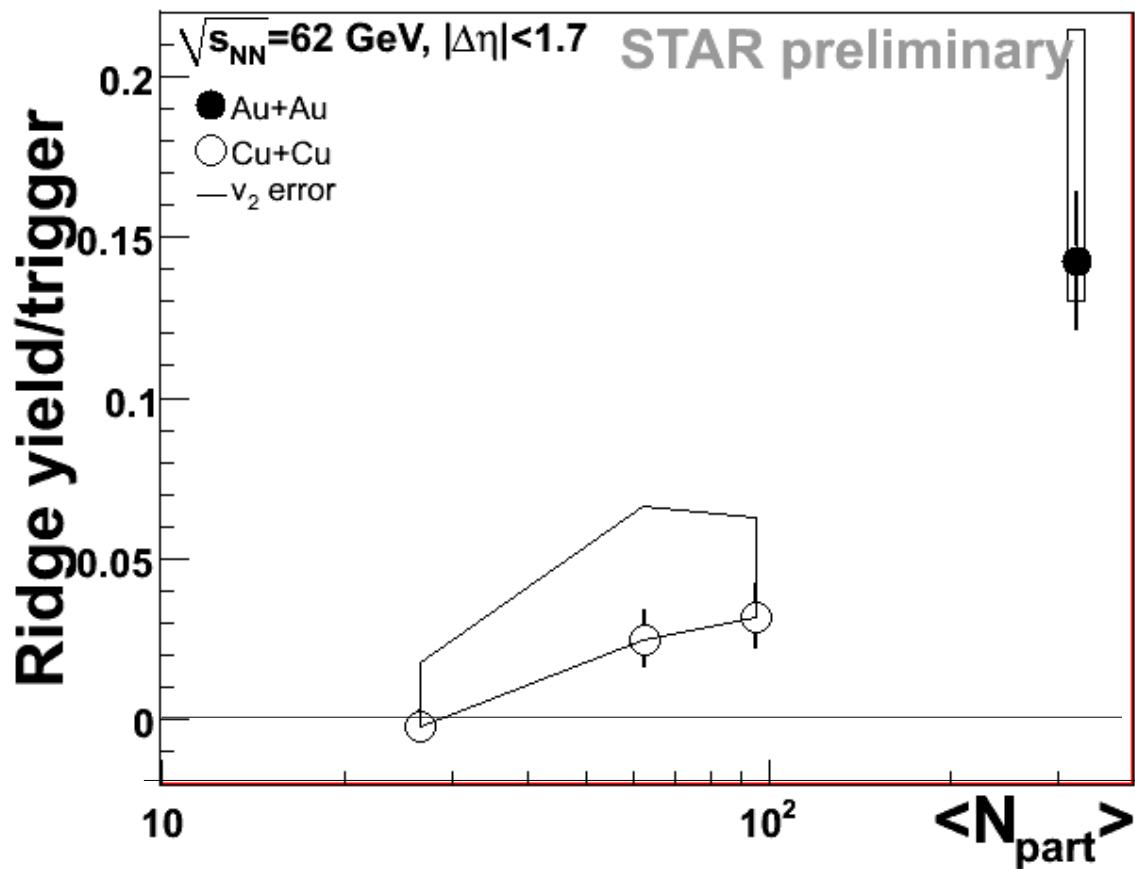
- *Ridge yield*

- 200 GeV

- No *Ridge* in d+Au
- Increases with  $N_{part}$
- Cu+Cu consistent with Au+Au

- 62 GeV

- Also increases with  $N_{part}$  in  $\sqrt{s_{NN}} = 62 \text{ GeV}$
- yield/trigger smaller

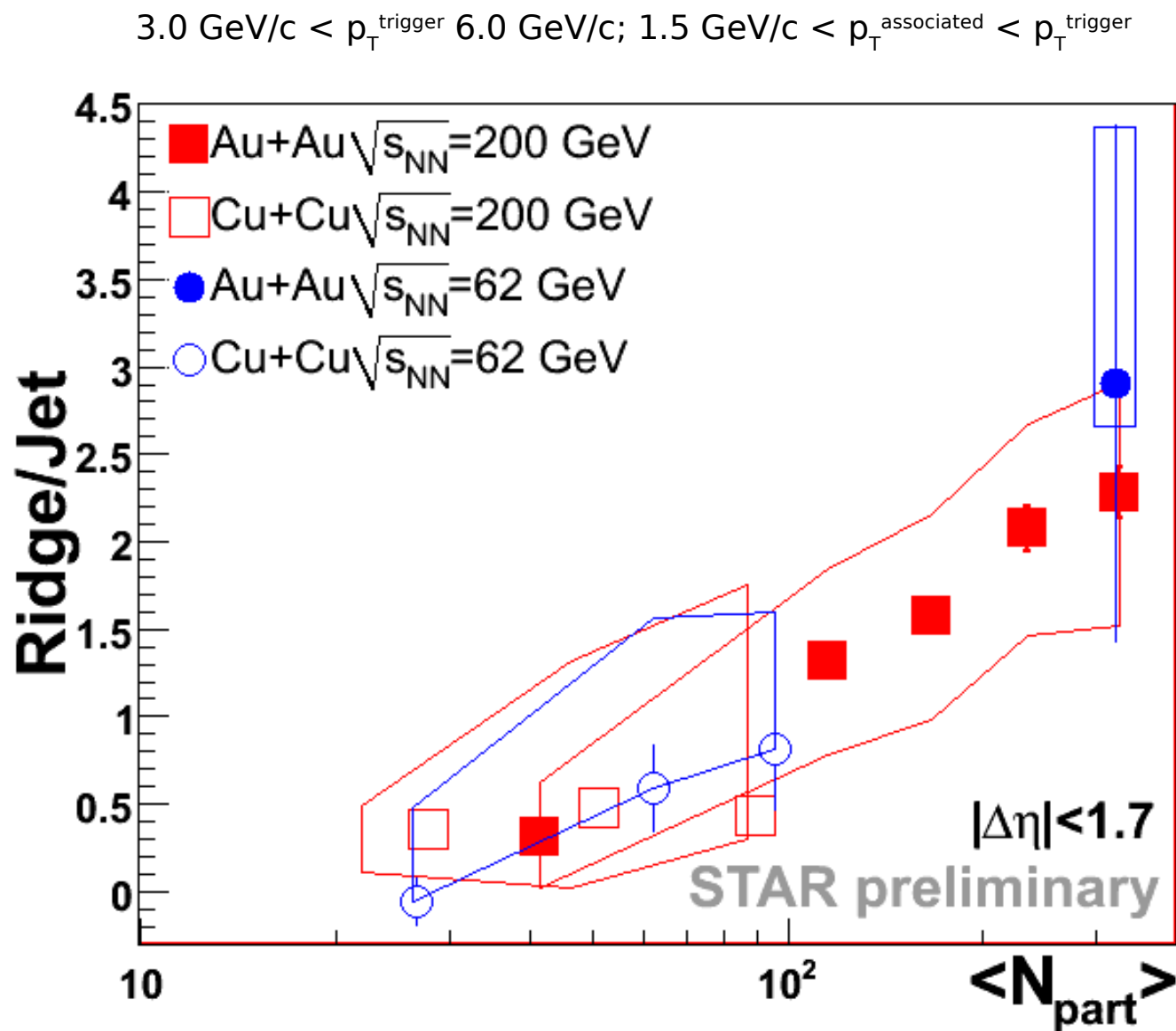


Jet yields: 10% error added h triggers to account for track merging  
 d+Au, Au+Au  $\sqrt{s_{NN}} = 200 \text{ GeV}$  from J. Bielcikova (STAR),  
 J.Phys.G34:S929-930,2007  
 Cu+Cu  $\sqrt{s_{NN}} = 200 \text{ GeV}$  from C. Nattrass (STAR), SOM2007

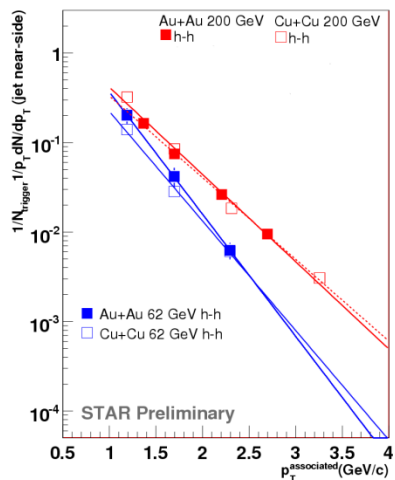


# Ridge/Jet Ratio

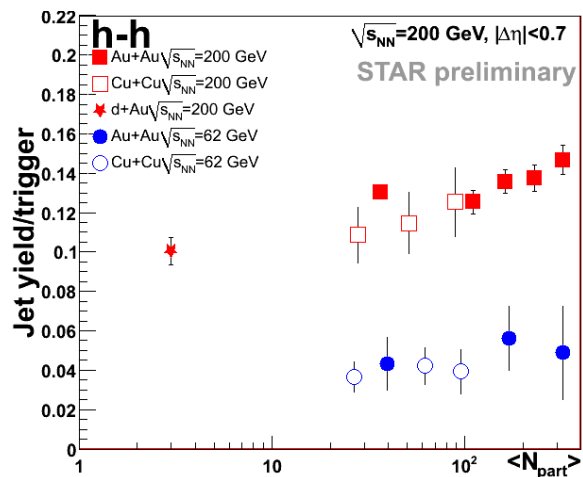
- Ridge/Jet ratio independent of energy, system



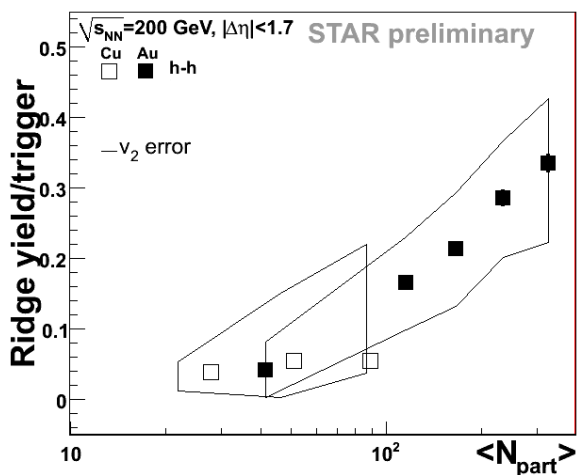
# Unidentified summary



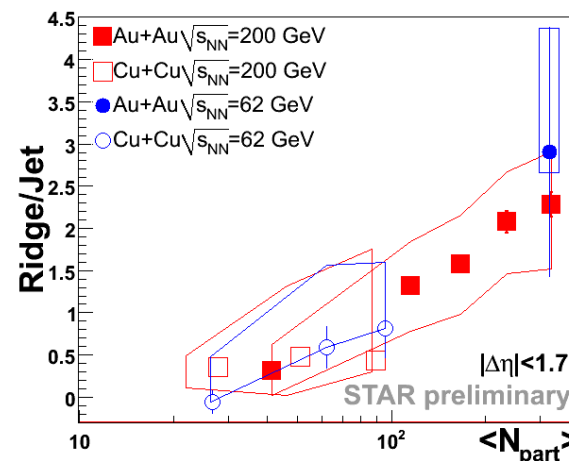
**Jet: No dependence on system, falls off faster in  $\sqrt{s_{NN}}=62$  GeV**



**Jet: No dependence on  $N_{part}$ , system**



**Ridge: No dependence on system, increasing with  $N_{part}$**



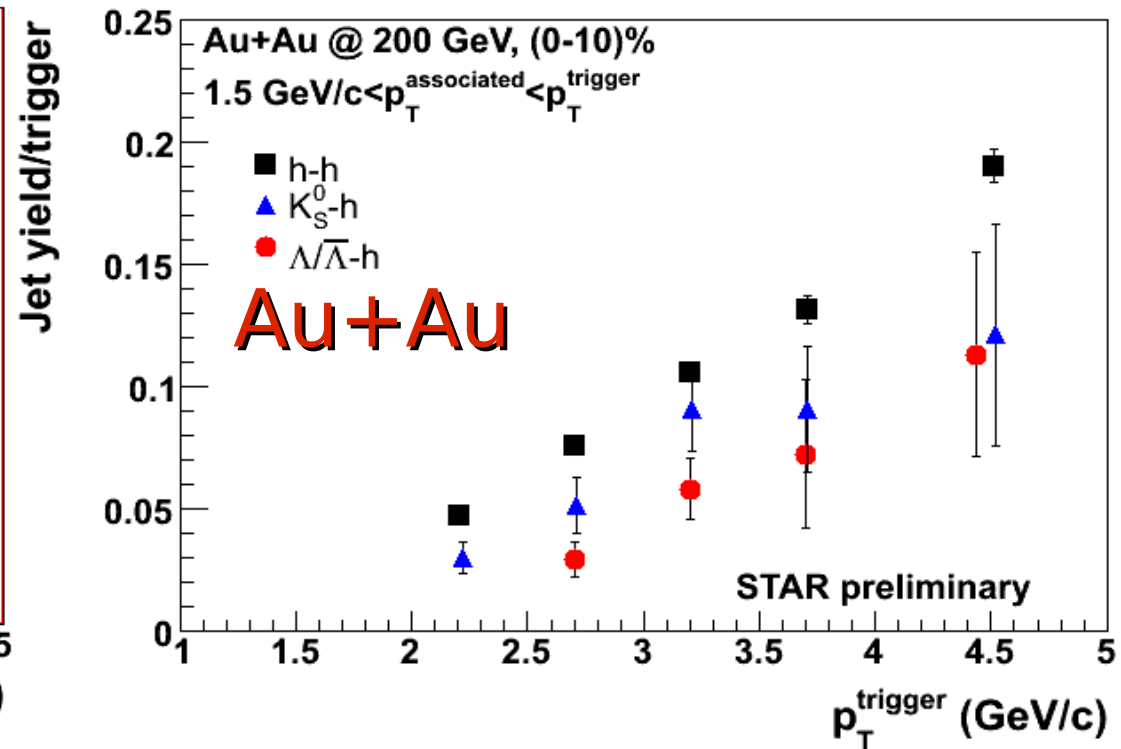
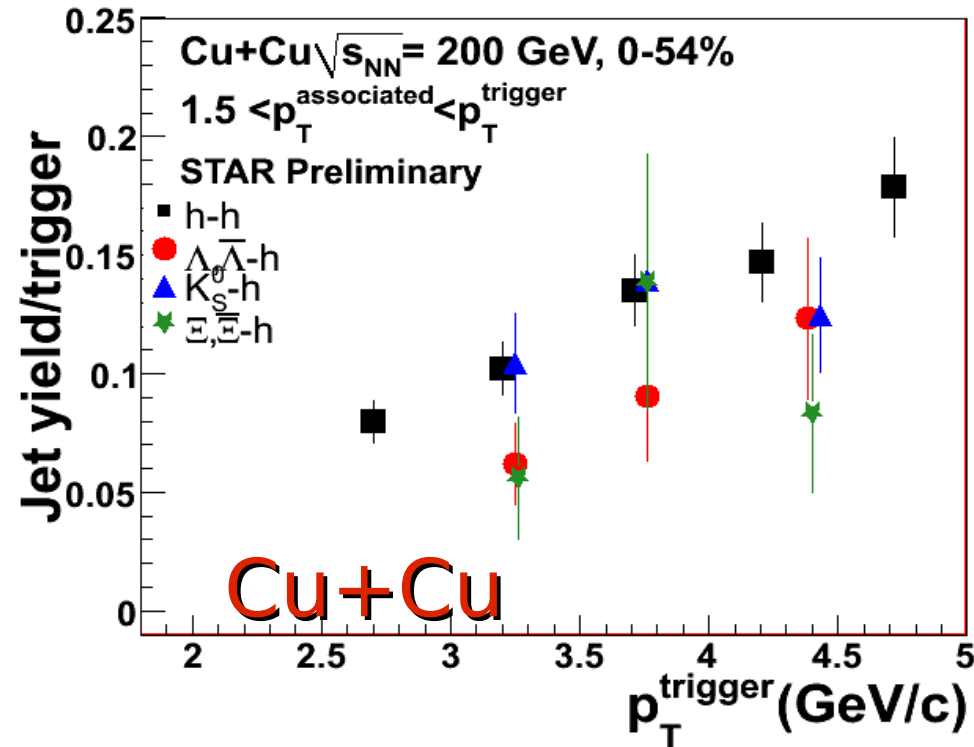
**Ridge/Jet ratio the same at  $\sqrt{s_{NN}}=62,200$  GeV**



# Identified particle correlations

- Identified trigger particles
  - Effect of leading particle mass, flavor
- Identified associated particles
  - Probe *Jet* and *Ridge* composition

# Jet yield vs $p_T^{\text{trigger}}$



No significant trigger type dependence

- Note: Additional systematic error due to loss of tracks at small  $\Delta\eta$ ,  $\Delta\phi$  not yet quantified

Au+Au  $\sqrt{s_{NN}} = 200 \text{ GeV}$  from J. Bielcikova (STAR), J.Phys.G34:S929-930,2007

Data points at same  $p_T^{\text{trigger}}$  offset for visibility

Jet yields: 10% error added to  $V^0$  and h triggers to account for track merging, 15% to  $\Xi$  triggers

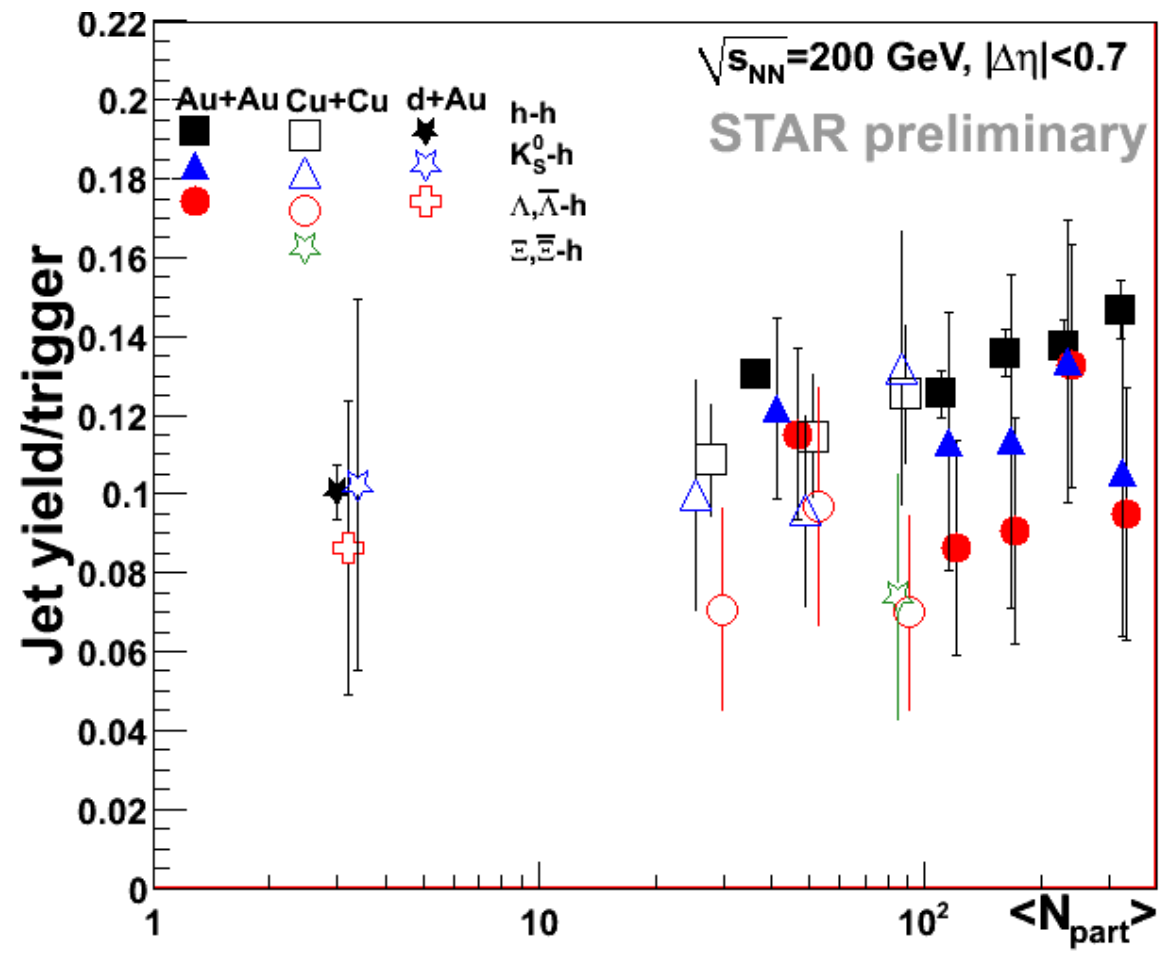


# Near-side Yield vs $N_{part}$

$3.0 \text{ GeV}/c < p_{\tau}^{\text{trigger}} < 6.0 \text{ GeV}/c$ ;  $1.5 \text{ GeV}/c < p_{\tau}^{\text{associated}} < p_{\tau}^{\text{trigger}}$

## Jet yield -

- No significant trigger type dependence

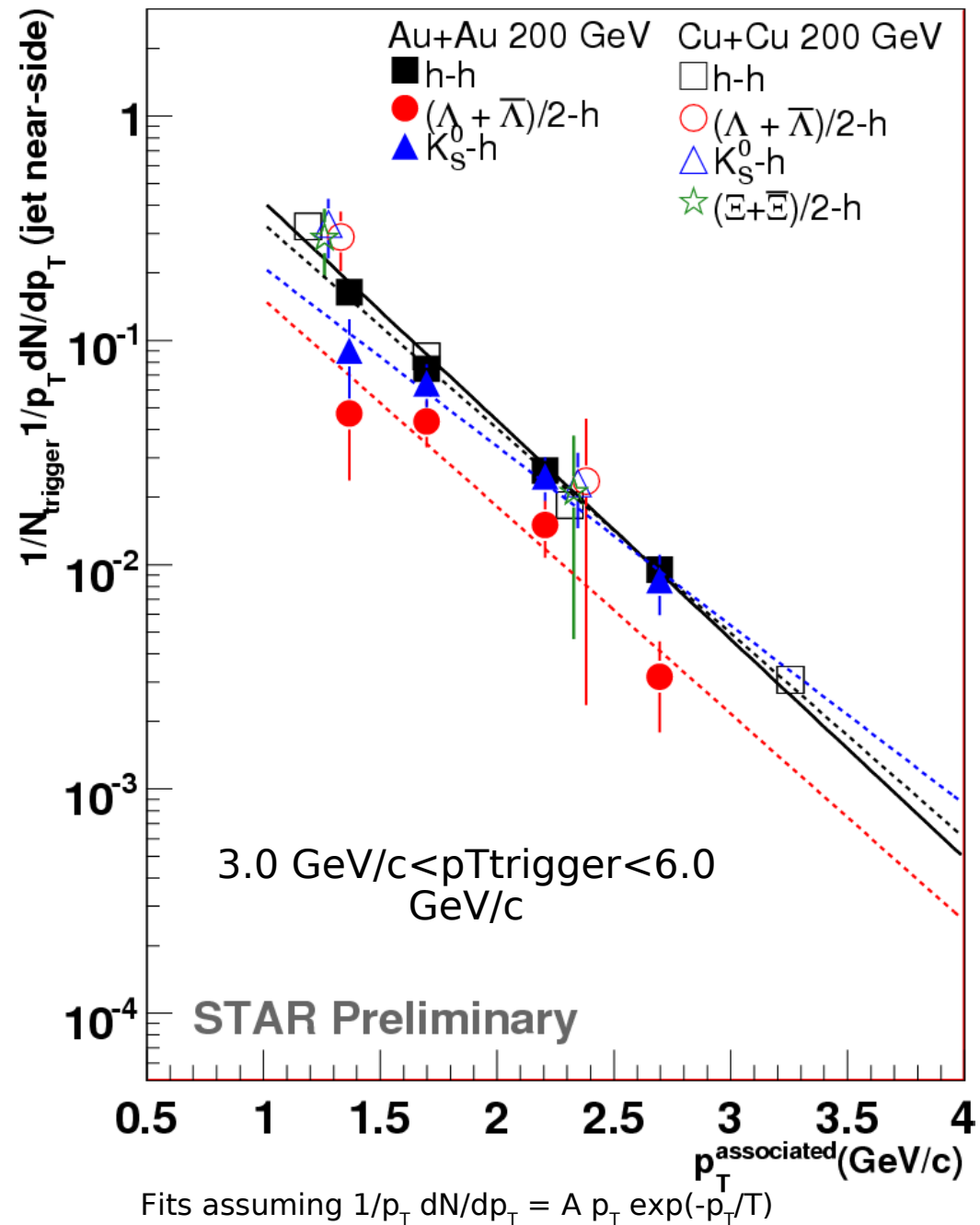


Data points at same  $N_{part}$  offset for visibility  
 Jet yields: 10% error added to  $V^0$  and h triggers to account for track merging, 15% to  $\Xi$  triggers  
 d+Au, Au+Au  $\sqrt{s_{NN}} = 200 \text{ GeV}$  from J. Bielcikova (STAR), J.Phys.G34:S929-930,2007  
 Cu+Cu  $\sqrt{s_{NN}} = 200 \text{ GeV}$  from C. Nattrass (STAR), SOM2007



# $p_T$ -distribution of associated particles

- No significant trigger type dependence



$\sqrt{s_{NN}} = 200 \text{ GeV}$  Au+Au 0-10% Cu+Cu: 0-54%  
 $\sqrt{s_{NN}} = 62 \text{ GeV}$  Au+Au 0-80% Cu+Cu: 0-60%  
 J. Bielcikova (STAR),  
 J.Phys.G34:S929-930,2007  
 Natrass (STAR), SQM2007

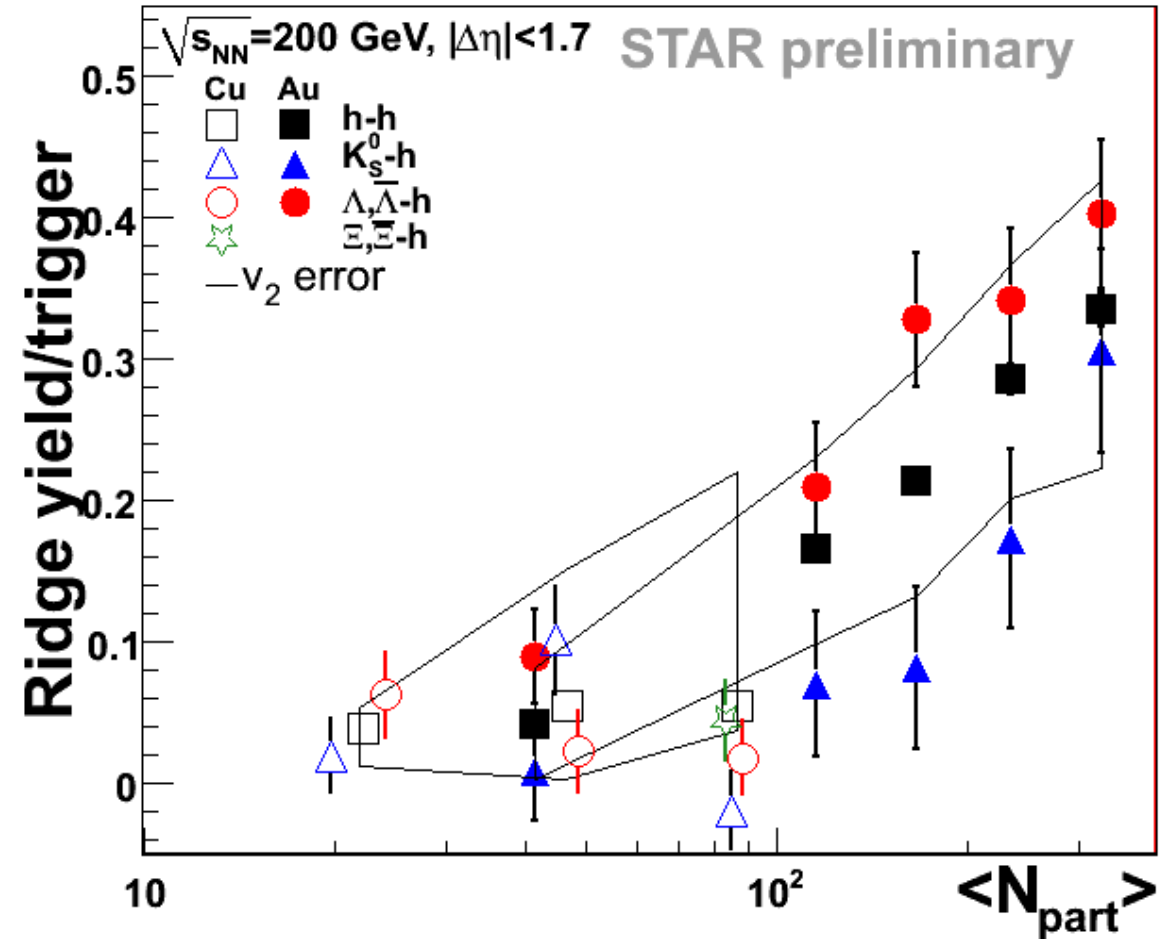


# Near-side Yield vs $N_{part}$

$3.0 \text{ GeV}/c < p_T^{\text{trigger}} < 6.0 \text{ GeV}/c; 1.5 \text{ GeV}/c < p_T^{\text{associated}} < p_T^{\text{trigger}}$

## Ridge yield -

- Large systematic errors
- No significant difference? Depends on how correlated systematic errors ( $v_2$ ) are

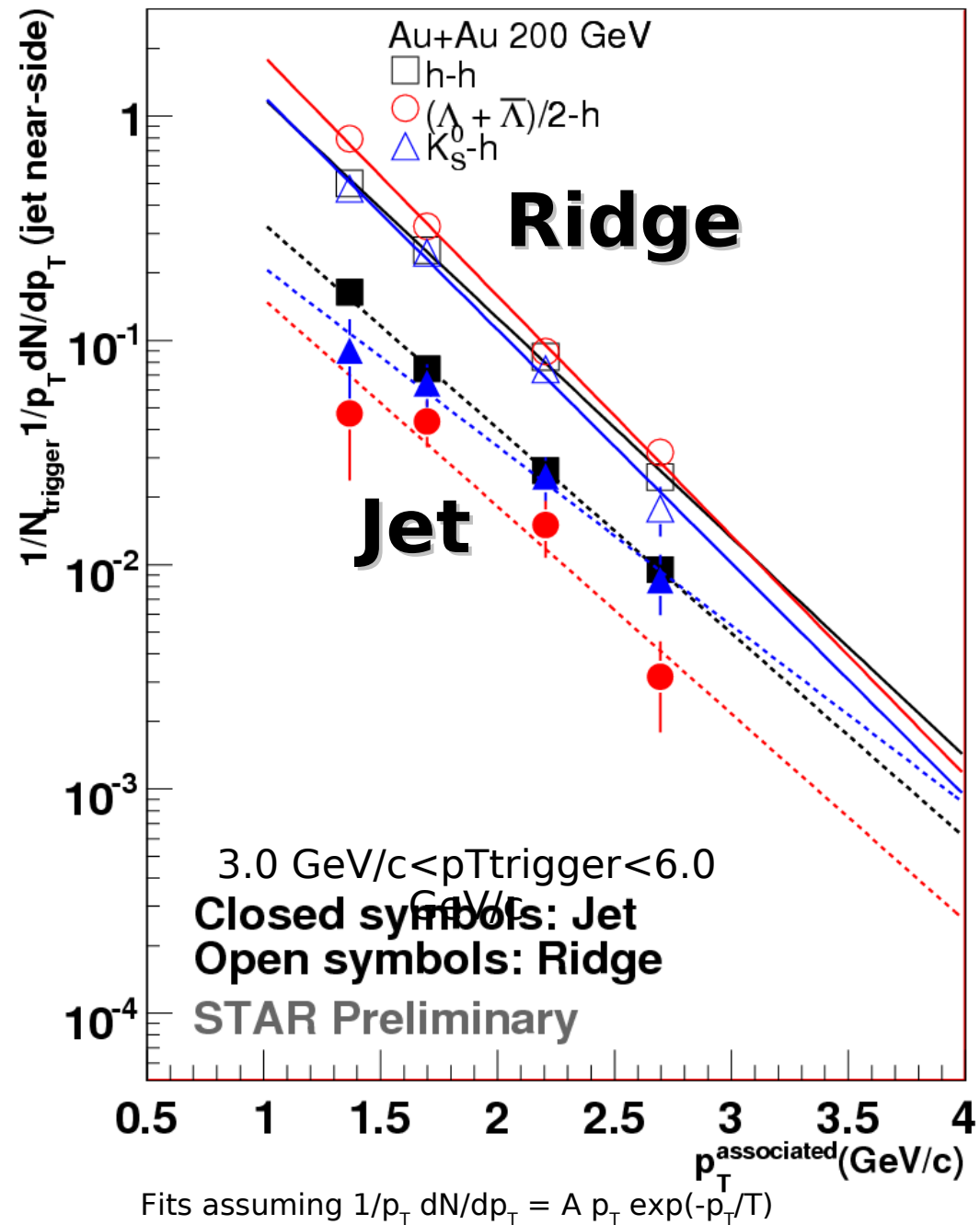


Data points at same  $N_{part}$  offset for visibility  
 Jet yields: 10% error added to  $V^0$  and h triggers to account for track merging, 15% to  $\Xi$  triggers  
 $v_2$  errors shown only for h-h.  $K_s^0$ -h error bars comparable to h-h.  $\Lambda$ -h and  $\Xi$ -h errors roughly 1.5 times as large as h-h.  
 d+Au, Au+Au  $\sqrt{s_{NN}} = 200 \text{ GeV}$  from J. Bičičikova (STAR), J.Phys.G34:S929-930,2007  
 Cu+Cu  $\sqrt{s_{NN}} = 200 \text{ GeV}$  from C. Nattrass (STAR), SOM2007



# $p_T$ -distribution of associated particles

- No significant trigger type dependence
- Systematic errors under investigation
- Jet:
- loss of tracks at small  $\Delta\eta, \Delta\phi$
- Ridge subtraction
- Ridge:
- systematic error from  $V_2$



$\sqrt{s_{NN}} = 200 \text{ GeV}$  Au+Au 0-10% Cu+Cu: 0-54%  
 $\sqrt{s_{NN}} = 62 \text{ GeV}$  Au+Au 0-80% Cu+Cu: 0-60%  
 J. Bielcikova (STAR),  
 J.Phys.G34:S929-930,2007  
 Natrass (STAR), SQM2007



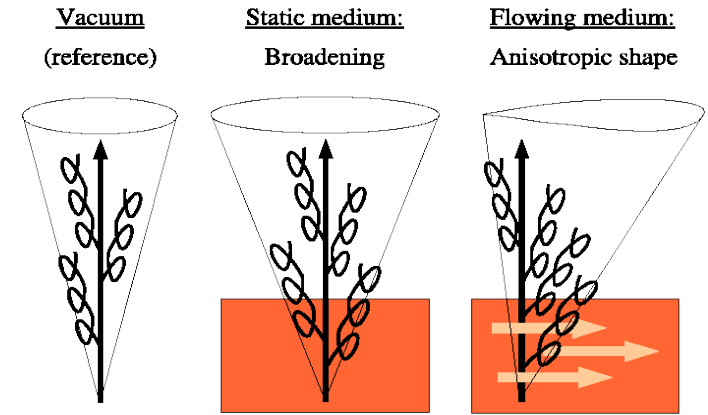
# Ridge production mechanisms

- **Radiated gluons, broadened by**

Longitudinal flow, Armesto et al, PRL 93 (2004)

QCD magnetic fields, Majumder et al, Phys.Rev.Lett.99:042301,2007

Anisotropic plasma, P. Romatschke, PRC,75014901 (2007)



Armesto et al, PRL 93 (2004)

- **Momentum-kick model**

C.-Y. Wong, Phys.Rev.C76:054908,2007

- **Medium heating + recombination**

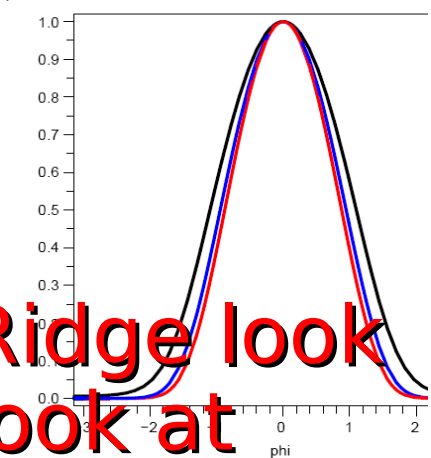
Chiu & Hwa, PRC72, 034903

- **Radial flow + trigger bias**

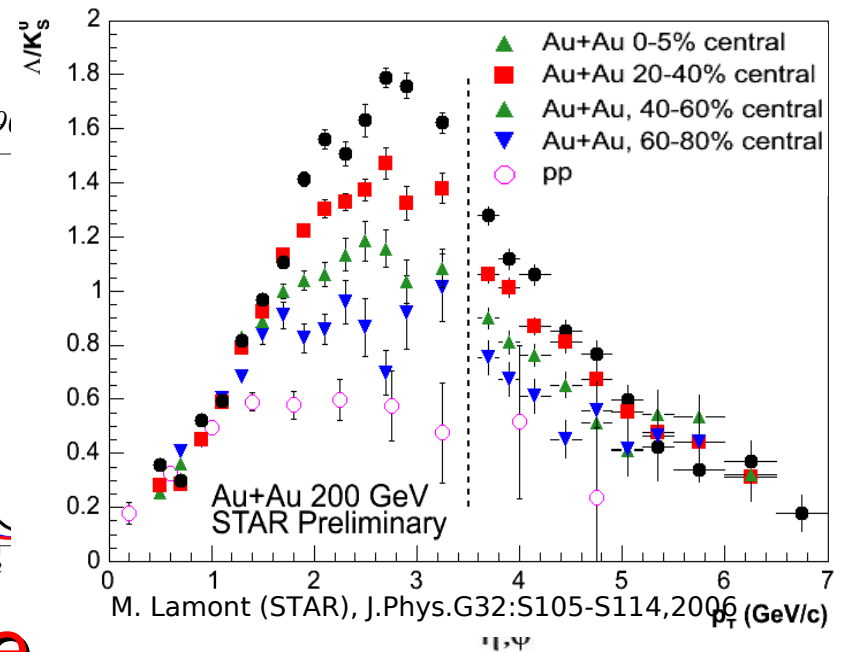
S. Voloshin, nucl-th/0312065, Nucl. Phys. A749, 287

E. Shuryak, Phys.Rev.C76:047901,2007

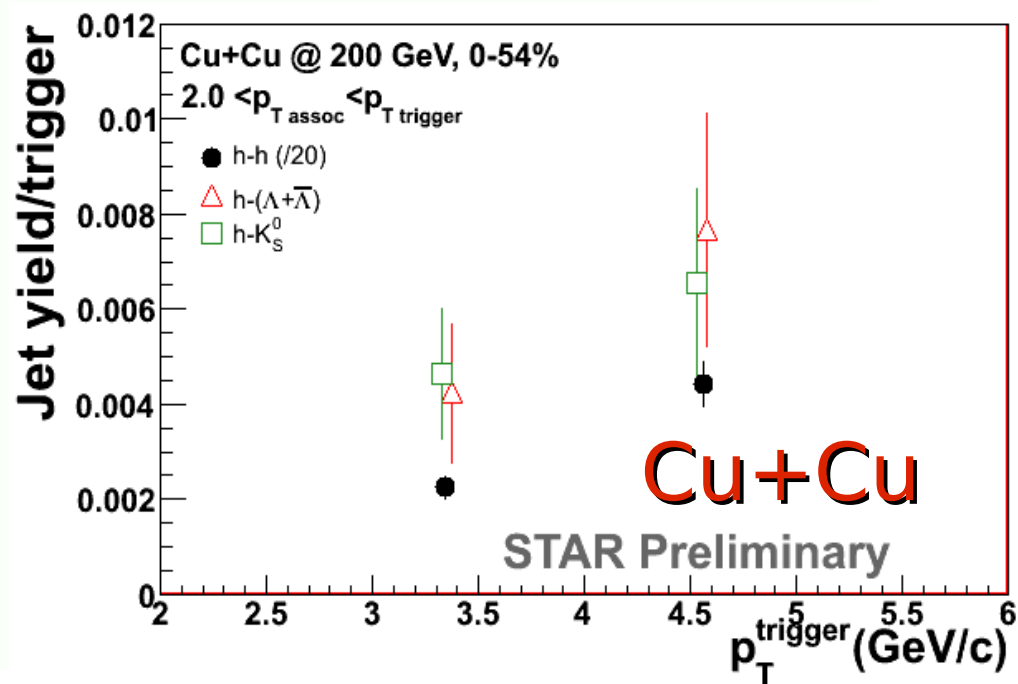
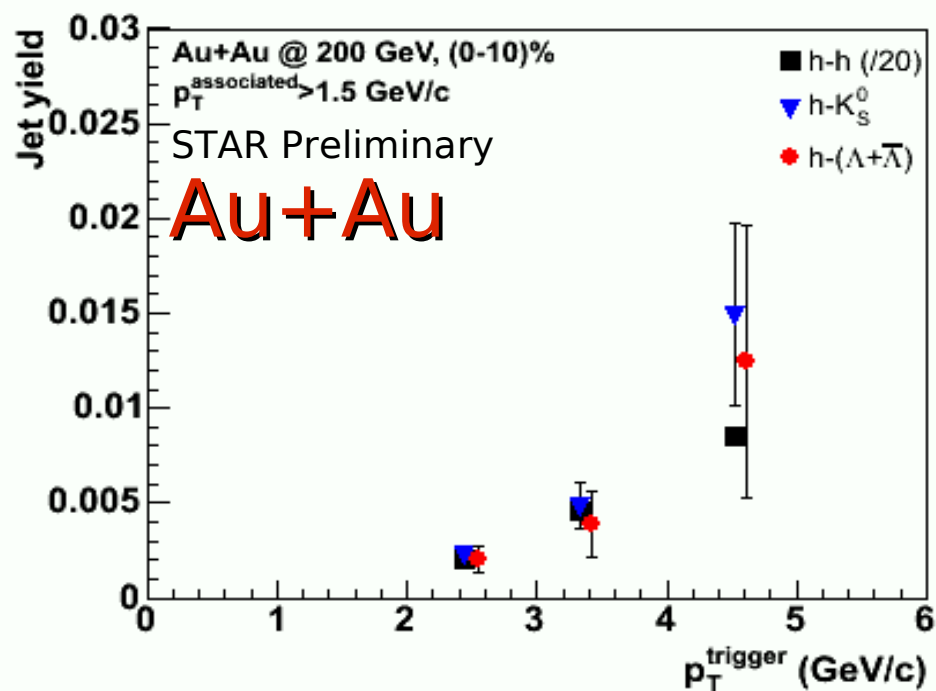
E. Shuryak, Phys.Rev.C76:047901



**Do particles in Ridge look like bulk? Look at dependence on particle type**



# $p_T^{\text{trigger}}$ of identified associated yield



## Identified associated

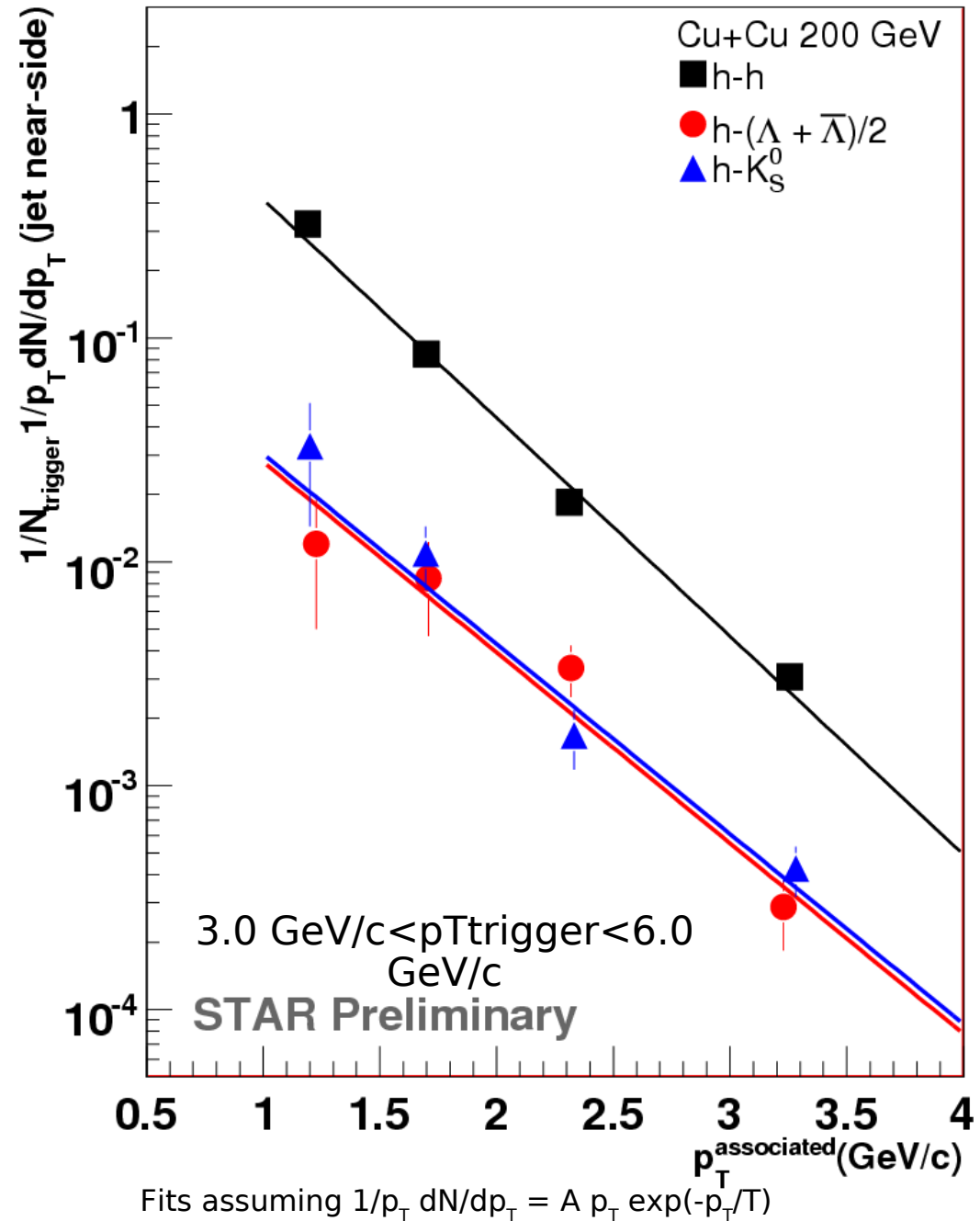
Jet:  $(\bar{\Lambda}+\Lambda)/2K_S^0 \approx 0.5$  in both systems

**Particle ratios in Jet similar to those in p+p**



# $p_T$ -distribution of associated particles

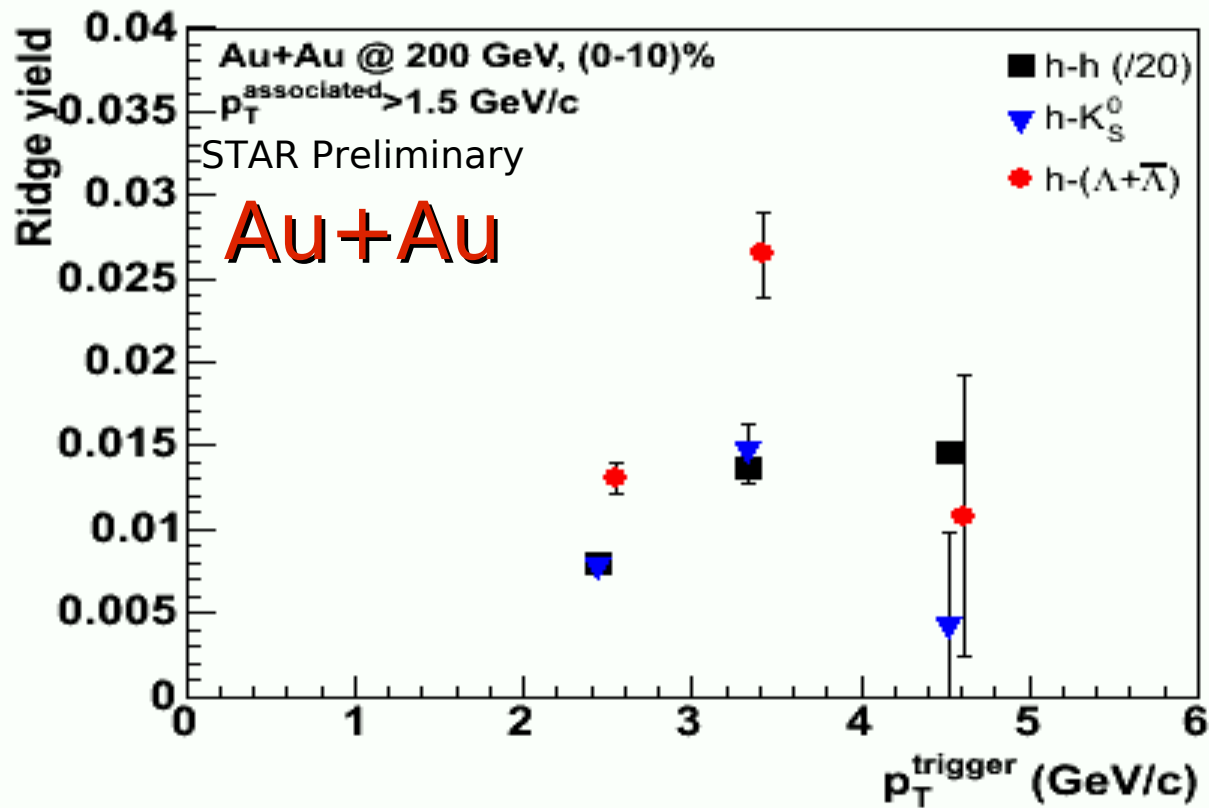
$(\bar{\Lambda} + \Lambda)/2K_S^0 \approx 0.5$   
 independent of  
 $p_T^{\text{associated}}$



$\sqrt{s_{NN}} = 200 \text{ GeV}$  Au+Au 0-10% Cu+Cu: 0-54%  
 $\sqrt{s_{NN}} = 62 \text{ GeV}$  Au+Au 0-80% Cu+Cu: 0-60%  
 J. Bielcikova (STAR),  
 J.Phys.G34:S929-930,2007  
 Natrass (STAR), SQM2007



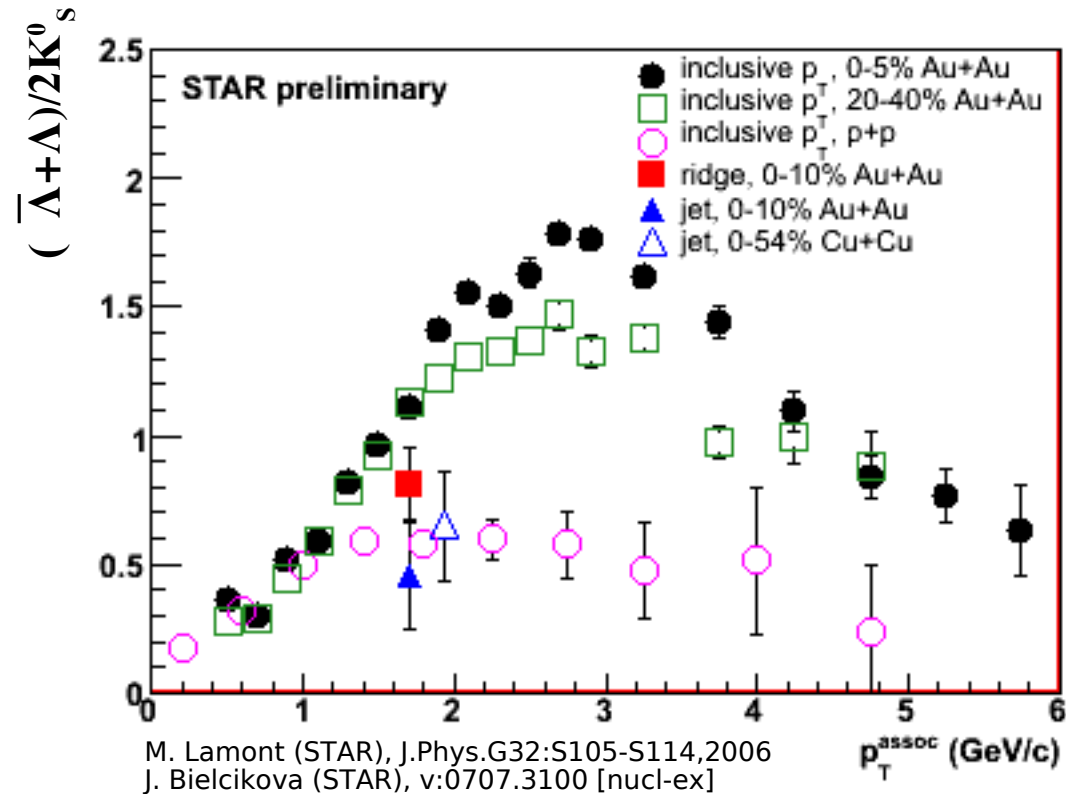
# $p_T^{\text{trigger}}$ of identified associated yield



## Identified associated

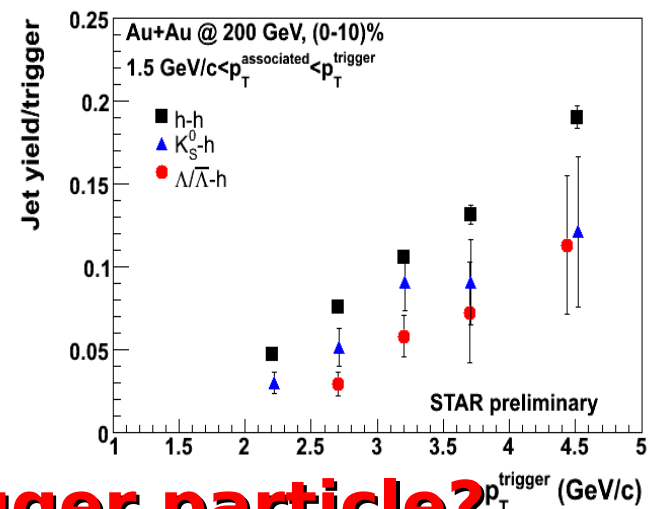
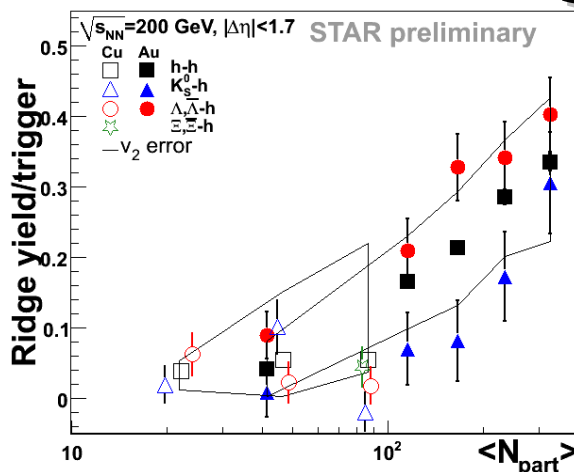
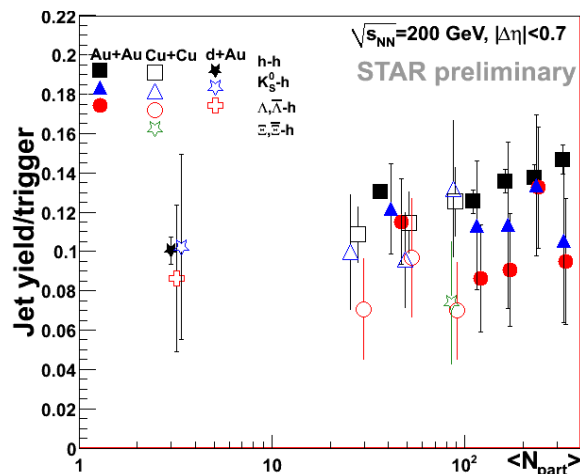
- Ridge:  $(\bar{\Lambda}+\Lambda)/2K_S^0 \approx 1$
- Note: systematic error due to  $v_2$  not shown

# $p_T^{\text{trigger}}$ of identified associated yield



**Particle ratios in Jet similar to those in p+p**

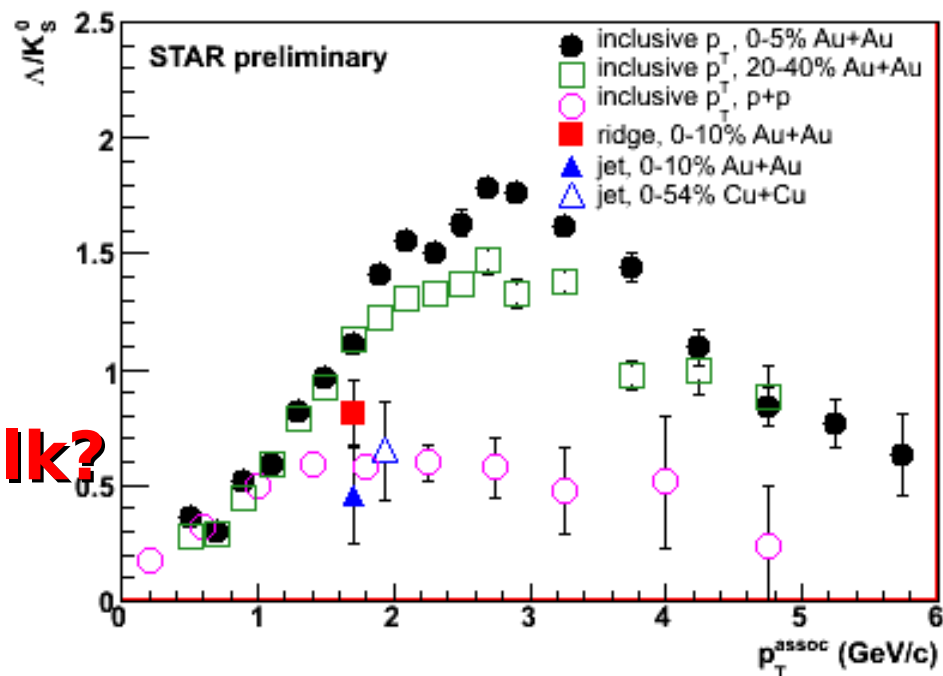
## Identified trigger



**No significant dependence on trigger particle?**

**Identified associated**

**Jet looks like p+p  
Ridge looks more like bulk?**



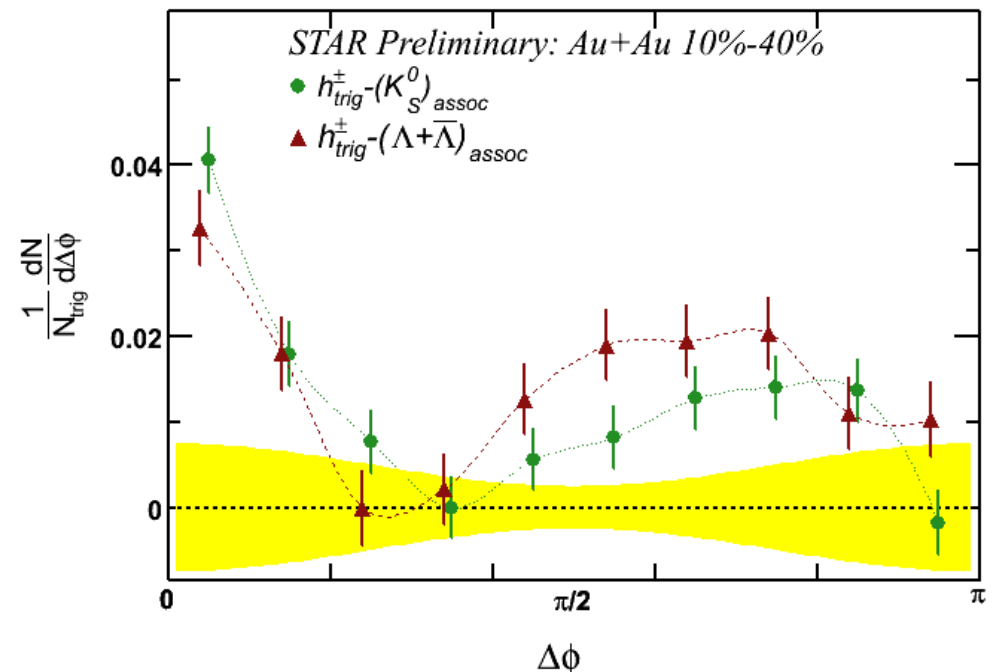
# Conclusions - Near-side

- Energy dependence:
  - Ridge present at  $\sqrt{s_{NN}}=62$  GeV
  - Both *Jet* and *Ridge* yields smaller at  $\sqrt{s_{NN}}=62$  GeV than  $\sqrt{s_{NN}}=200$  GeV
  - *Ridge/Jet Ratio independent of collision energy*
- Identified trigger particles:
  - No significant dependence on trigger type
- Identified associated particles:
  - Jet ( $\bar{\Lambda}+\Lambda$ )/ $2K_s^0$  similar to p+p
  - Ridge ( $\bar{\Lambda}+\Lambda$ )/ $2K_s^0$  similar to bulk?

# Outlook

- More Au+Au  $\sqrt{s_{NN}} = 200$  GeV from Year 7 – 4x statistics, EMC-triggered data
  - Allow separation of *Jet* and *Ridge* components of  $\Omega$  triggered correlations?

**Away side (  $\bar{\Lambda} + \Lambda$  ) /  $2K^0_s$**   
**Poster**  
**Jiaxu Zuo**

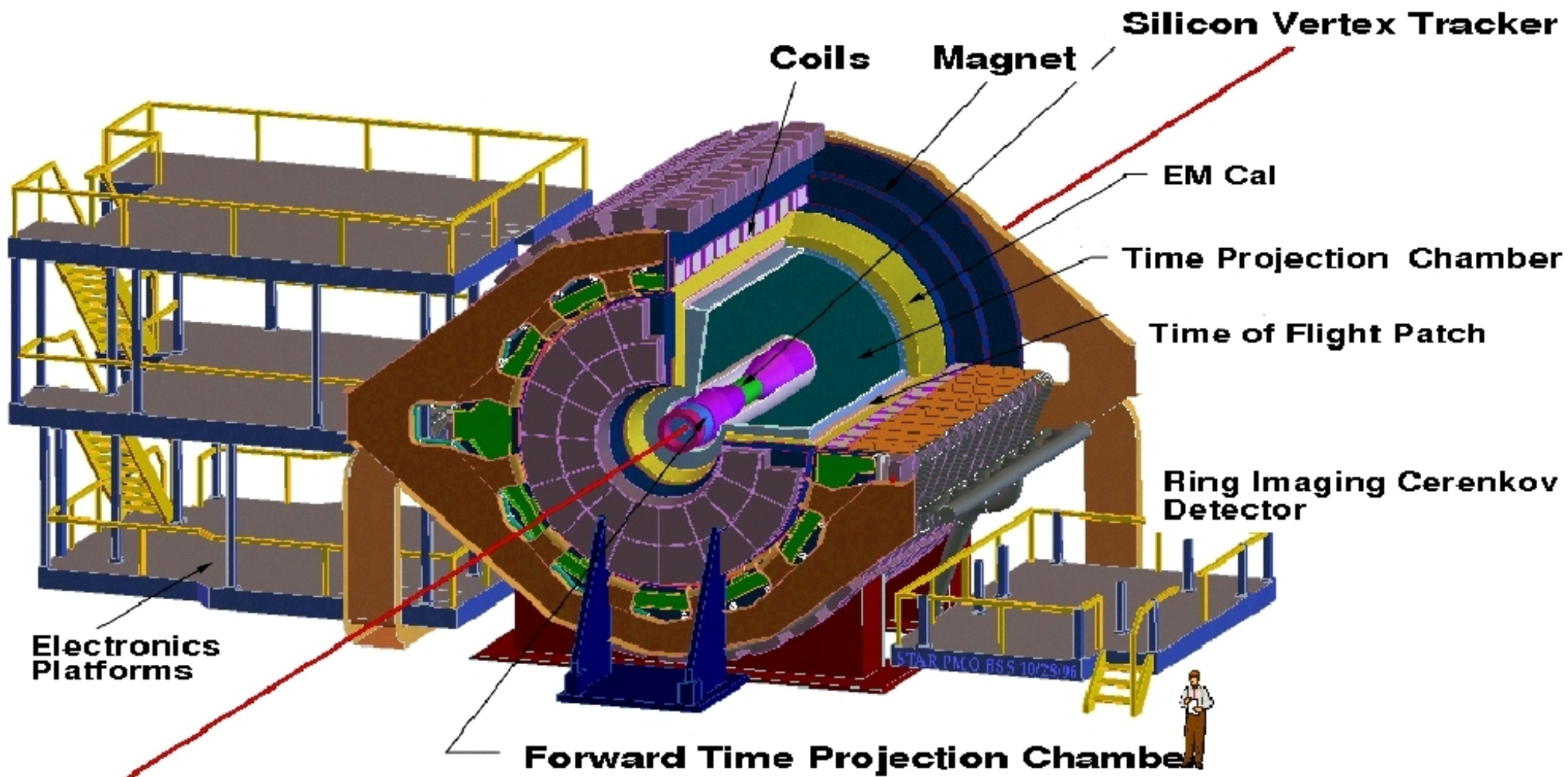


# STAR Collaboration

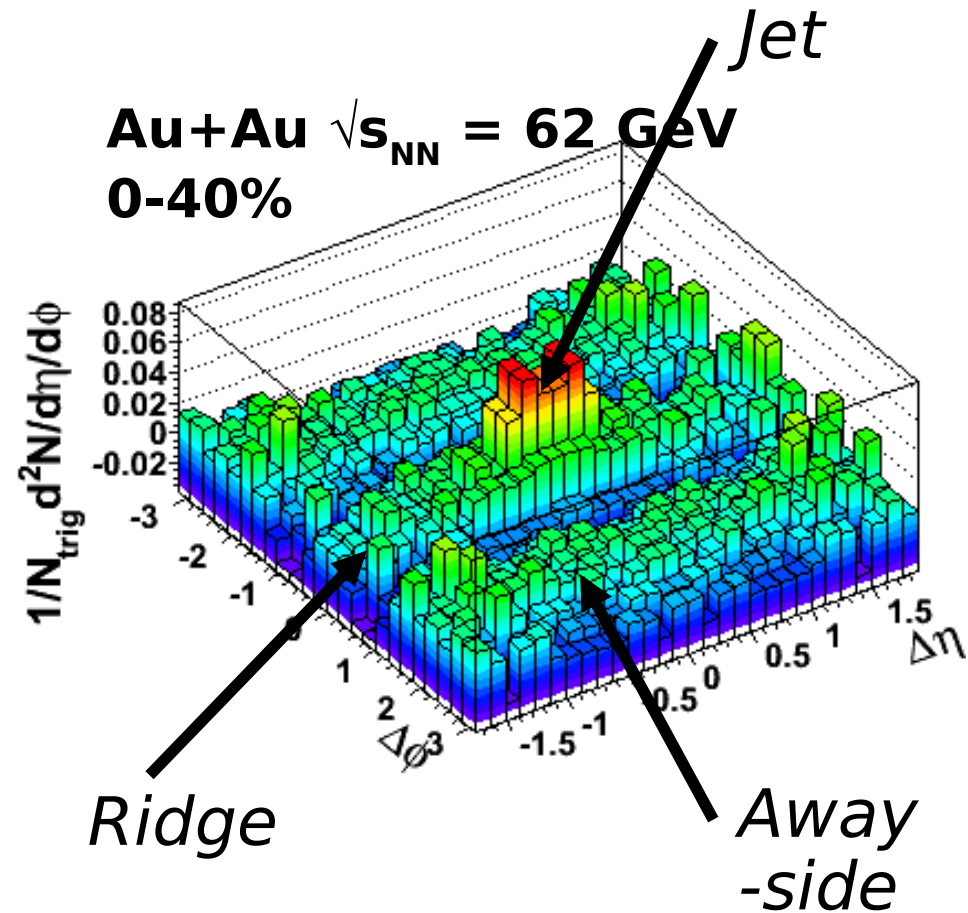
Argonne National Laboratory - University of Birmingham - Brookhaven National Laboratory - California Institute of Technology - University of California, Davis - University of California - University of California, Los Angeles - Carnegie Mellon University - University of Illinois at Chicago - Creighton University - Nuclear Physics Institute Prague - Laboratory for High Energy (JINR) - Particle Physics Laboratory (JINR) - University of Frankfurt - Institute of Physics, Bhubaneswar - Indian Institute of Technology, Mumbai - Indiana University, Bloomington - Institut de Recherches Subatomiques - University of Jammu - Kent State University - Institute of Modern Physics, Lanzhou - Lawrence Berkeley National Laboratory - Massachusetts Institute of Technology - Max-Planck-Institut fuer Physik - Michigan State University - Moscow Engineering Physics Institute - City College of New York - NIKHEF and Utrecht University - Ohio State University, Columbus - Panjab University - Pennsylvania State University - Institute of High Energy Physics, Protvino, Russia - Purdue University - Pusan National University, Pusan, Republic of Korea - University of Rajasthan, Jaipur - Rice University - Universidade de Sao Paulo - University of Science & Technology of China - Shanghai Institute of Applied Physics - SUBATECH, Nantes, France - Texas A&M University - University of Texas - Tsinghua University - Valparaiso University - Variable Energy Cyclotron Centre, Kolkata, India - Warsaw University of Technology - University of Washington - Wayne State University - Institute of Particle Physics, CCNU (HZNU), Wuhan - Yale University - University of Zagreb



“Large acceptance hadronic detector”



# Ridge in other systems and energies



- Ridge also present at  $\sqrt{s_{NN}} = 62$  GeV
- Lower statistics
- Weaker signal
- Apply method as done for  $\sqrt{s_{NN}} = 200$  GeV